

Four-Year Graduation Plan - Courses and Critical Benchmarks

The following is a sample course of study. It is the Student's responsibility to ensure that all program requirements are met. This guide is not a substitute for academic advisement. **All incoming freshmen must develop an academic plan (which maps out all courses needed to graduate within your intended major/degree). Your academic advisor is available to meet with you and create your specific plan.**


*Your path to graduation may vary slightly based on factors such as college credit you earned while in high school, transfer work from other institutions of higher learning and placement in Mathematics. You are responsible for checking prerequisites to any courses. Critical Courses and minimum recommended grades (as noted below) provide feedback regarding major fit and help indicate likelihood of successful completion of chosen academic program and degree.*


First Math	MATH 110 or MATH 116, or 200-level MATH/STAT	Foreign Language Requirement	Maybe	Free Elective Hours	Varies
------------	--	------------------------------	-------	---------------------	--------

**Pre-Health is a curricular designation, not a degree program. Students must declare a major and should refer to the Major Map that is linked to that degree program.**

Critical Course or Benchmark	Course Subject, Number, and Title and Academic Plan Benchmarks Bold = UMKC General Education Core Requirement *Prerequisite May Be Required **Co-Requisite Enrollment Required	Min Recom Grade	Credit Hours (CH)	Notes
------------------------------	---	-----------------	-------------------	-------


Fall Semester Year 1: 16-18 hours


	<b>**Anchor I: Reasoning and Values</b> <a href="#">Click for options</a>		3	The <a href="#">ALEKS Math Placement Exam</a> is required prior to enrollment in MATH 110 and some 200-level MATH/STATS courses.
	<b>**DISC 100: Reasoning and Values</b> (Speech and Writing)		3	
	A&S 115 AND A&S 215 (for Pre-professional students)	B	2	The MATH/STAT course should be chosen based on the requirements of the professional schools to which they plan to apply.  CHEM 211L fulfills CAS Laboratory Experience Requirement
	Choose two options from: <b>**CHEM 211: General Chemistry I (Focus B – Scientific Reasoning &amp; Quantitative Analysis)</b> AND <b>**CHEM 211L: General Chemistry I Laboratory</b> (CAS Laboratory Requirement) <b>OR</b> <b>BIOLOGY 109: General Biology II (Focus B – Scientific Reasoning &amp; Quantitative Analysis)</b> AND <b>BIOLOGY 109L: General Biology II Laboratory</b> <b>OR</b> <b>BIOLOGY 108: General Biology I (Focus B – Scientific Reasoning &amp; Quantitative Analysis)</b> AND <b>BIOLOGY 108L: General Biology I Laboratory</b> <b>OR</b> <b>PSYCH 210: General Psychology (Focus C – Human Values and Ethical Reasoning)</b> <b>OR</b> <b>SOCIOL 211: Social and Psychological Development through the Life Cycle</b> <b>OR</b> <b>MATH 110: College Algebra (Focus B – Scientific Reasoning &amp; Quantitative Analysis)</b> OR <b>MATH 120: Precalculus</b> OR <b>MATH 125: Trigonometry</b> OR <b>*MATH 210: Calculus I</b> OR <b>STAT 235: Elementary Statistics</b>	B	6 -10	

 Complete 15 term hours toward degree (recommended), 12 minimum (required)

Earn minimum 2.000 term GPA  
 Earn minimum 2.000 cumulative UM GPA


Spring Semester Year 1: 15-16 hours

	<b>**Anchor II: Culture and Diversity</b> <a href="#">Click for options</a>		3	The MATH/STAT course should be chosen based on the requirements of the professional schools to which they plan to apply.  CHEM 211L fulfills CAS Laboratory Experience Requirement  Science courses may count toward the CAS Science & Math Requirement, if taken outside the major department.
	<b>**DISC 200: Culture and Diversity</b> (Speech and Writing)		3	
	Choose two options from: <b>**CHEM 211: General Chemistry I (Focus elective) AND</b> <b>**CHEM 211L: General Chemistry I Laboratory (CAS Laboratory Requirement)</b> <b>OR</b> BIOLOGY 109: General Biology II ( <b>Focus elective</b> ) AND BIOLOGY 109L: General Biology II Laboratory <b>OR</b> BIOLOGY 108: General Biology I ( <b>Focus elective</b> ) AND BIOLOGY 108L: General Biology I Laboratory <b>OR</b> PSYCH 210: General Psychology ( <b>Focus C – Human Values and Ethical Reasoning</b> ) <b>OR</b> SOCIOL 211: Social and Psychological Development through the Life Cycle <b>OR</b> MATH 110: College Algebra ( <b>Focus elective</b> ) OR MATH 120: Precalculus OR MATH 125: Trigonometry OR *MATH 210: Calculus I OR STAT 235: Elementary Statistics	B	6 -10	
	<i>Free elective (only take if necessary to reach 15 semester hours)</i>		0-3	

 Complete Anchor I and DISC 100  
 Complete 30 total hours minimum toward degree  
 Complete 15 term hours toward degree (recommended), 12 minimum (required)  
 Complete Math requirement (110, 116, or 200-level MATH/STAT course)  
 Earn minimum 2.000 term GPA  
 Earn minimum 2.000 cumulative UM GPA


Summer Semester Year 1: 0 hours if all previous courses completed

Fall Semester Year 2: 14-15 hours

	A&S 315: Career Methods (for Pre-professional students)		1	Pre-Health is a curricular designation, not a degree program. Students must declare a major and should refer to the Major Map that is linked to that degree program.  Take the <b>RooWriter Writing Assessment</b> the semester
	Complete 15 term hours toward degree (recommended), 12 minimum (required) Earn minimum 2.000 term GPA Earn minimum 2.000 cumulative UM GPA			

immediately following DISC 200 and at least a semester before registering for a Writing Intensive course.


**Spring Semester Year 2: See Major Map for declared major program**

	Complete Anchor II and DISC 200 Complete 60 total hours toward degree Complete 15 term hours toward degree (recommended), 12 minimum (required) Earn minimum 2.000 term GPA Earn minimum 2.000 cumulative UM GPA
--	--

**Summer Semester Year 2: See Major Map for declared major program**

**Fall Semester Year 3: See Major Map for declared major program**

	**Anchor III: Civic and Community Engagement <a href="#">Click for options</a>		3
	**DISC 300: Civic and Community Engagement (Speech and Writing)		3

	Complete RooWriter Writing Assessment Complete 15 term hours toward degree (recommended), 12 minimum (required) Earn minimum 2.000 term GPA Earn minimum 2.000 cumulative UM GPA
--	---

**Spring Semester Year 3 on - refer to Major Map for declared major program**

**Advising Contact Information**

Ms. Dennise Todd  
 Pre-Health Advisor  
 Phone: 816-235-6270 (to make an appointment call 816-235-1148, option 4)  
 Email: todddn@umkc.edu